

Recurrent Neural Networks

Hao Dong

2019, Peking University


Recurrent Neural Networks

- Motivation
- Before We Begin: Word Representation
- Sequential Data
- Vanilla Recurrent Neural Network
- Long Short-Term Memory
- Time-series Applications

Motivation

Motivation

- Both Multi-layer Perceptron and Convolutional Neural Networks take one data sample as the input and output one result, are categorised as **feed-forward neural networks (FNNs)** as they only pass data layer-by-layer and **obtain one output for one input** (e.g., an image in input with an output of a class label)
- There are many **time-series data sets**, such as language, video, and Biosignals that could not fit into this framework
- The **recurrent neural network (RNN)** is an expanded deep learning architecture designed for processing time-series data.



Feed-forward Neural Network

Motivation



Anti-spam

Signal Analysis

Language Translation

Image Captioning

Chatbot

Video Analysis

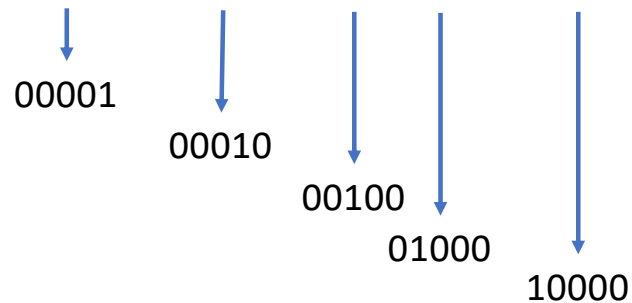
Sentence Generation

Before We Begin: Word Representation

Before We Begin: Word Representation

- One-hot Vector
 - Recurrent Neural Network receives words one by one, but let see how a word is represented in computer.
 - Simple method 1: One-hot vector

“Deep Learning is very useful”



Word representation

Disadvantages:

- Large vocabulary will leads to “Curse of Dimensionality”.
- All word representations are independent! Too sparse!

Before We Begin: Word Representation

- Bag of Words
 - Simple method 2: Bag of Words
use the word frequencies to represent the sentence

“we like TensorLayer, do we?”

Word	Frequency
we	2
like	1
TensorLayer	1
do	1

→ [2, 1, 1, 1]

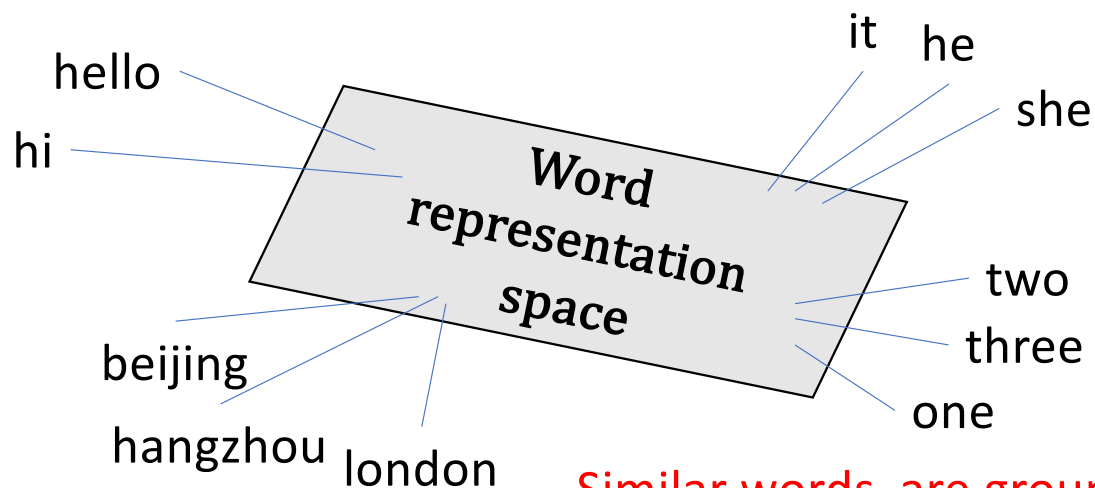
↑
Sentence (text) representation

Disadvantages:

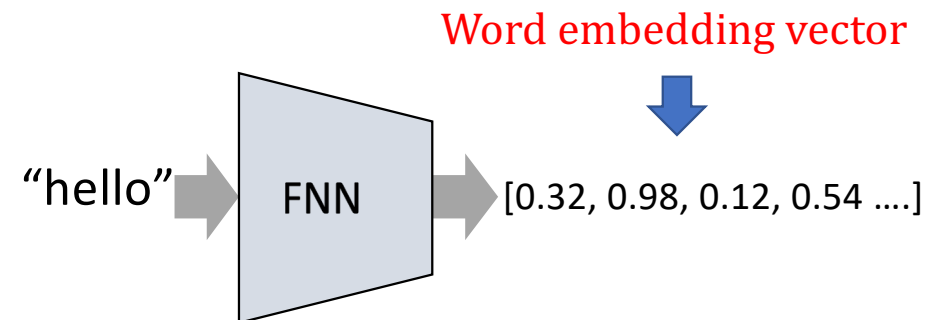
- Large vocabulary will leads to “Curse of Dimensionality”.
- Missing the information of the word locations.

Before We Begin: Word Representation

- Word Embedding
 - Represent a word using a vector of floating-point numbers.



Similar words are grouped together



Before We Begin: Word Representation

- Word Embedding
 - Given a vocabulary with 5 words, we can have a word embedding table that each word has 3 feature values.

Each word has a unique ID

Word	ID (Row Index)
---	0
deep	1
learning	2
is	3
popular	4

One-hot vector

↓

$$\begin{bmatrix} 0 & 0 & 0 & 1 & 0 \end{bmatrix} \times$$

Word embedding table

↓

$$\begin{bmatrix} -0.916 & -0.837 & 0.184 \\ 2.372 & 0.706 & 1.124 \\ 1.464 & -0.688 & 1.304 \\ -0.466 & -1.457 & 0.249 \\ -0.506 & 0.539 & 0.088 \end{bmatrix}$$

Word embedding vector

↓

$$= \begin{bmatrix} -0.466 & -1.457 & 0.249 \end{bmatrix}$$

We need to find a “good” table!

In practice, we will not multiple the one-hot vector and the word embedding table, to save time, we directly use the word ID as the row index to find the embedding vector from the table

Before We Begin: Word Representation

- **Ideal** Word Embedding
 - Low dimension == High-level features to represent the words
 - Contains semantic information of the words

Similar words, such as “cat”-“tiger” and “water”-“liquid”, should have similar word representation.

Semantic information allows semantic operations:

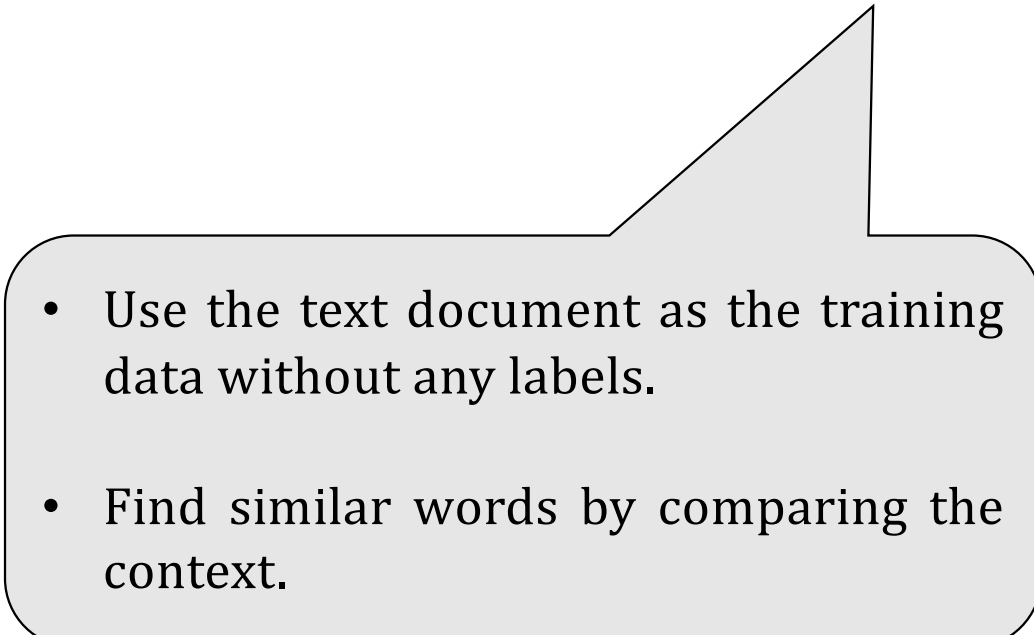
King – Man + Women = Queen

Paris – France + Italy = Rome



The features in the word embedding contain information, such as “gender” and “location”.

Before We Begin: Word Representation

- Learn Word Embedding
 - Existing algorithms learn the word embedding table by reading a large text document to find the patterns, which is one type of self-supervised learning.

- 
- Use the text document as the training data without any labels.
 - Find similar words by comparing the context.

- This is a blue bird
- This is a yellow bird
- This is a red bird
- This is a green bird



As the "color" words located in similar locations of the sentences, we can group the "color" words together.

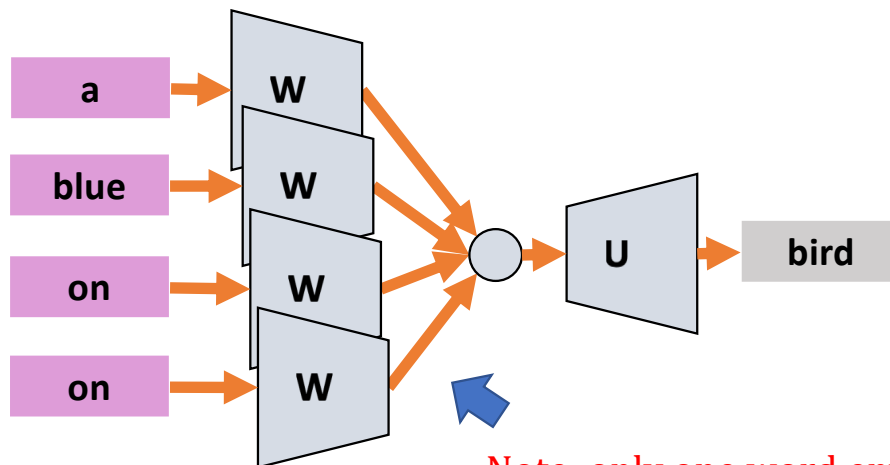
Before We Begin: Word Representation

- Word2Vec
 - Google 2013
 - Word2Vec = Skip-Gram/CBOW+ Negative Sampling

Before We Begin: Word Representation

- Word2Vec
 - Continuous Bag-of-Words (CBOW): predicts the middle word using the context.
 - In “a blue bird on the tree”, the context of “bird” is [“a” , “blue” , “on” , “the” , “ tree”]

this	is	a	blue	bird	on	the	tree
------	----	---	------	------	----	-----	------



CBOW: maximize the probability of the middle word

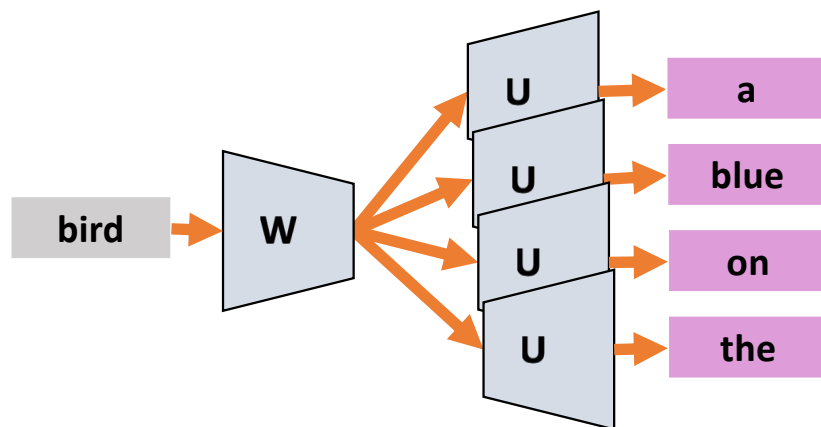
In this example, we only consider 4 words on left and right, i.e., window size is 2.

Note: only one word embedding table here, different inputs reuse the same table.

Before We Begin: Word Representation

- Word2Vec
 - Skip-Gram (SG) is opposite to CBOW, but for the same purpose
 - CBOW predicts the middle word using the context, while SG predicts the context using the middle word. In “a blue bird on the tree”, the input of SG is “bird”, the outputs are [“a” , “blue” , “on” , “the” , “tree”]

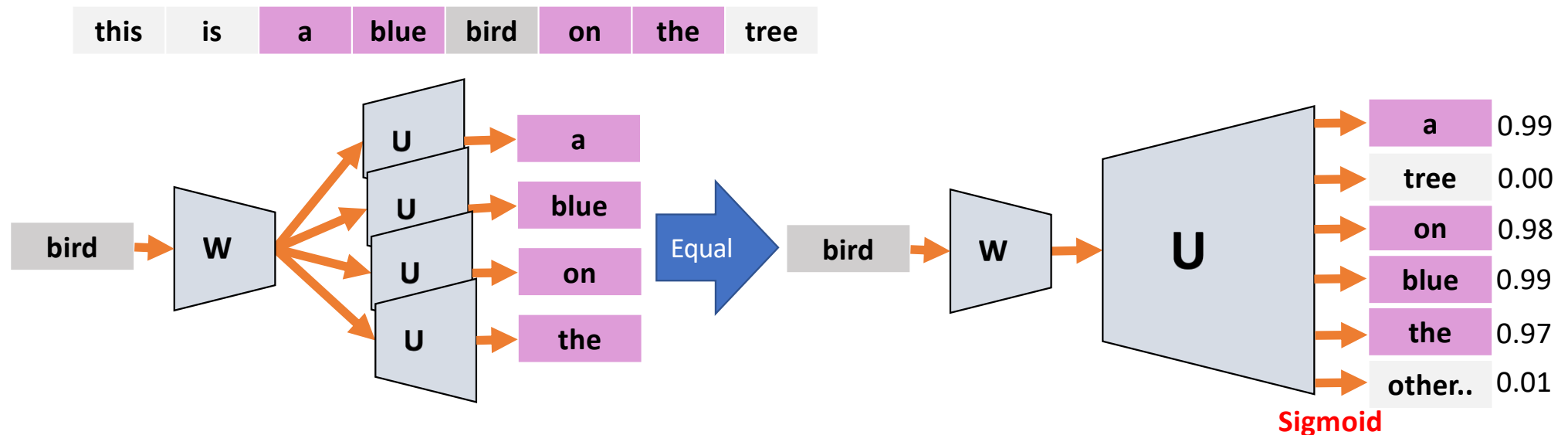
this	is	a	blue	bird	on	the	tree
------	----	---	------	------	----	-----	------



SG: maximize the probability of the context

Before We Begin: Word Representation

- Word2Vec
 - Skip-Gram (SG) is opposite to CBOW, but for the same purpose
 - CBOW predicts the middle word using the context, while SG predicts the context using the middle word. In “a blue bird on the tree”, the input of SG is “bird”, the outputs are [“a”, “blue”, “on”, “the”, “tree”]



Before We Begin: Word Representation

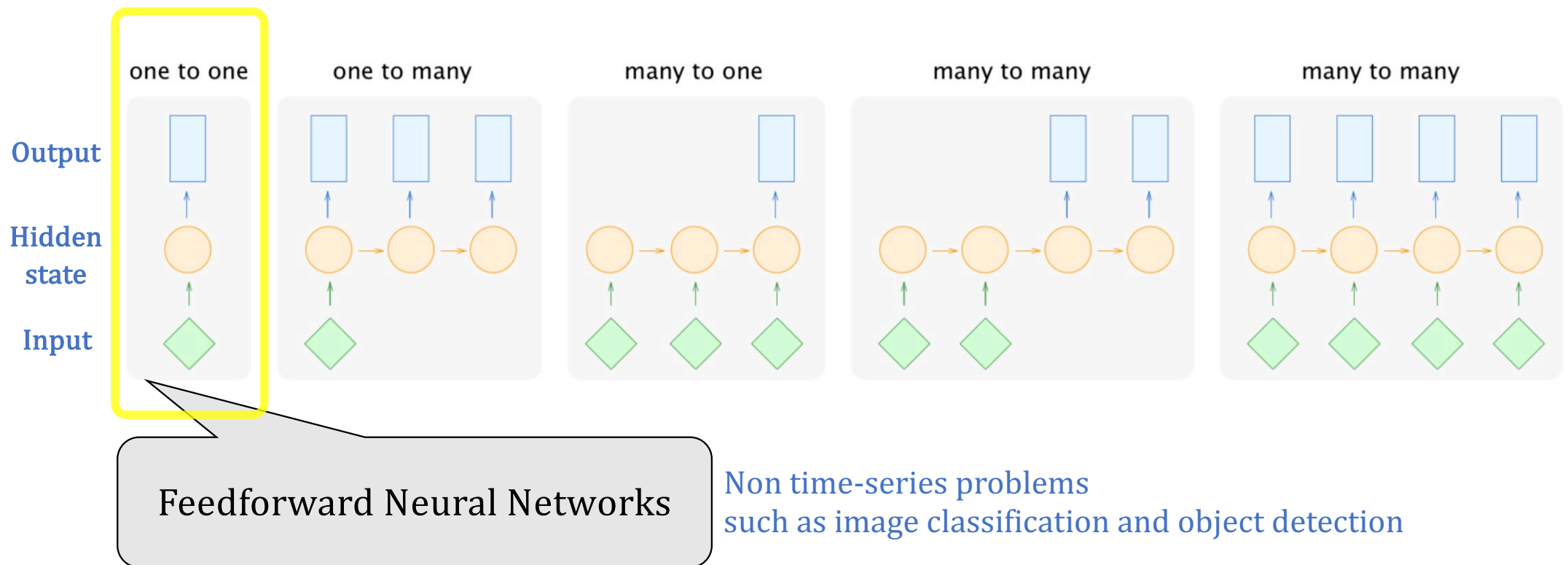
- Word2Vec
 - Noise-Contrastive Estimation (NCE)
 - Skip-Gram has multiple target outputs, so we use Sigmoid instead of Softmax.
Each word in the vocabulary is separated into either positive and negative sample, and we classify each word independently.
 - A large vocabulary will lead to large computational cost.
We use Negative Sampling to speed up the computation of the loss function, by randomly sample N negative samples from the vocabulary.
 - This method is called **Noise-Contrastive Estimation**:

$$E = -\left(\sum_{i \in \text{pos}} \log(y_i) + \sum_{j \in \text{neg}} \log(-y_j) \right)$$

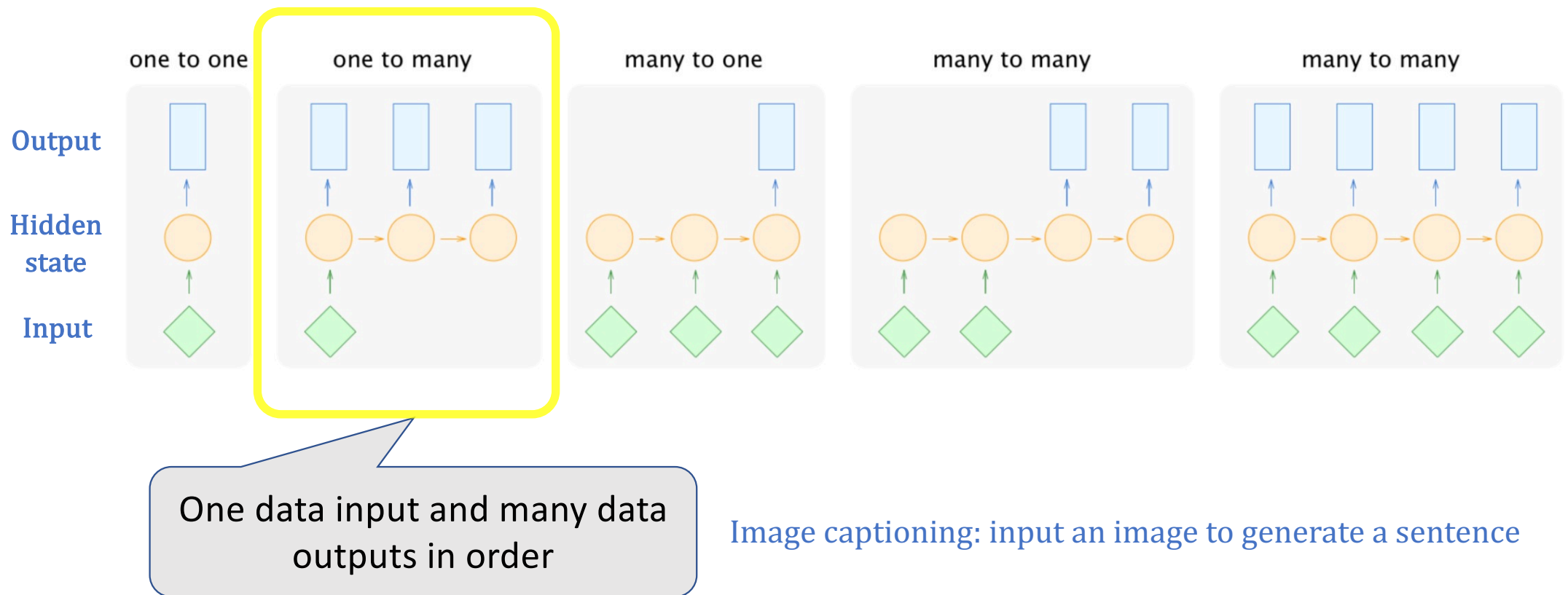
Positive samples \rightarrow $i \in \text{pos}$ \leftarrow Randomly select N negative samples $j \in \text{neg}$

Sequential Data

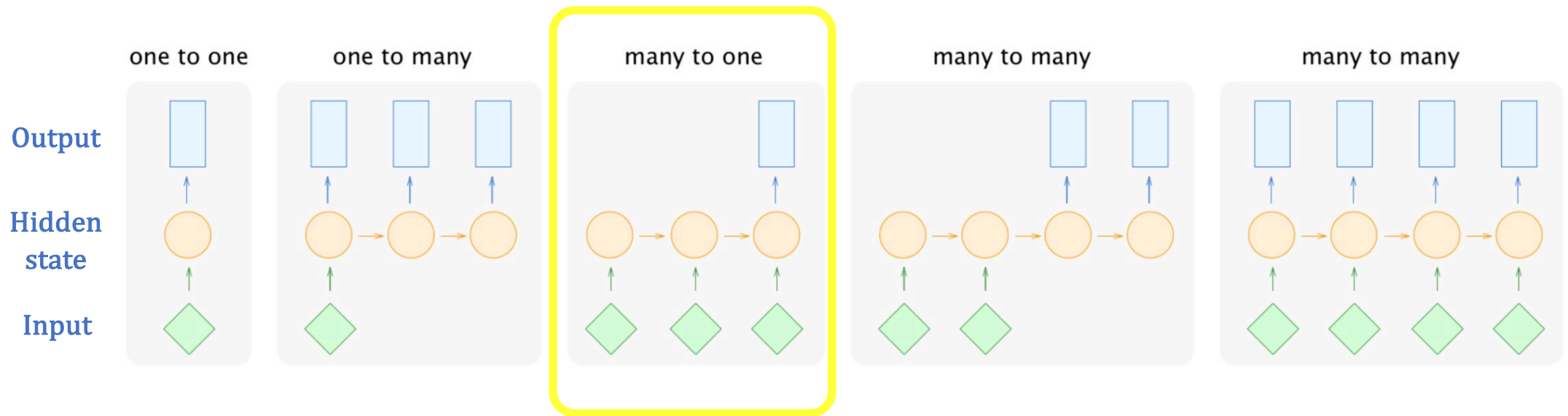
Sequential Data



Sequential Data



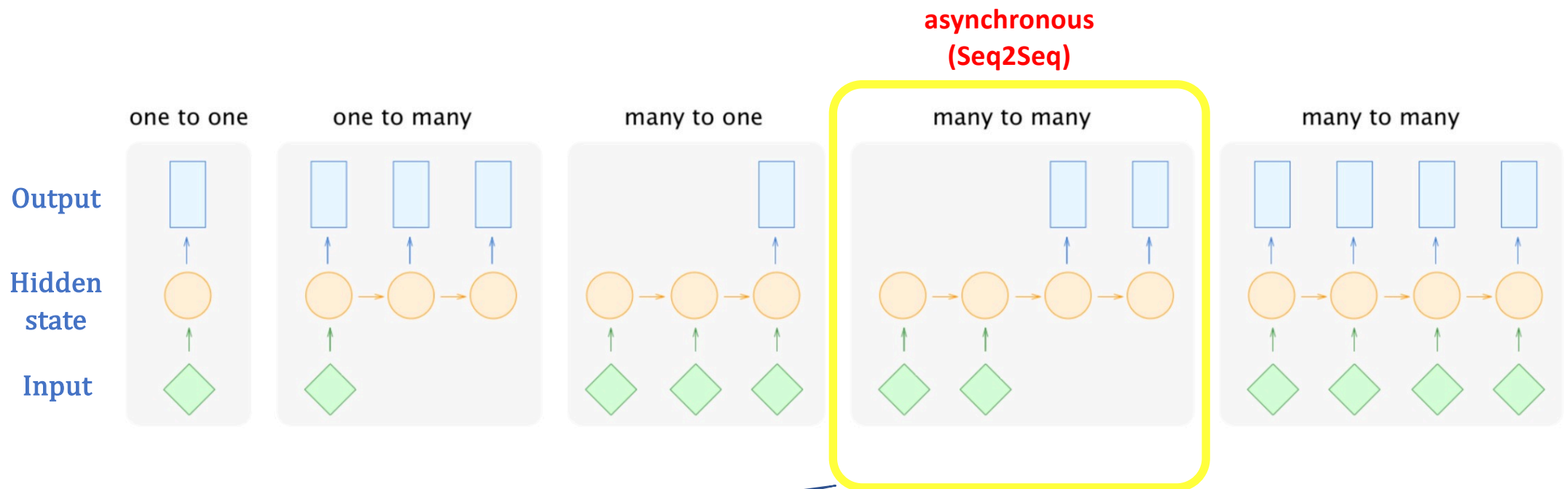
Sequential Data



Multiple data inputs and a single data output

Sentence sentiment classification: input a sentence in order and output the probability of happiness.

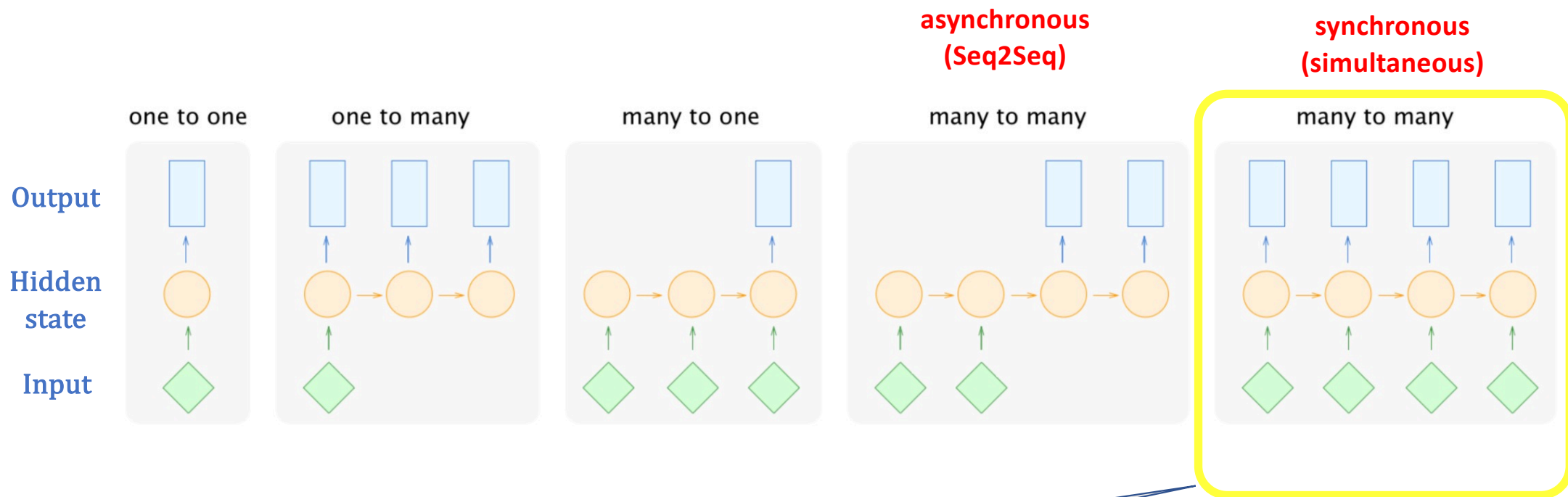
Sequential Data



Multiple data inputs and multiple data outputs

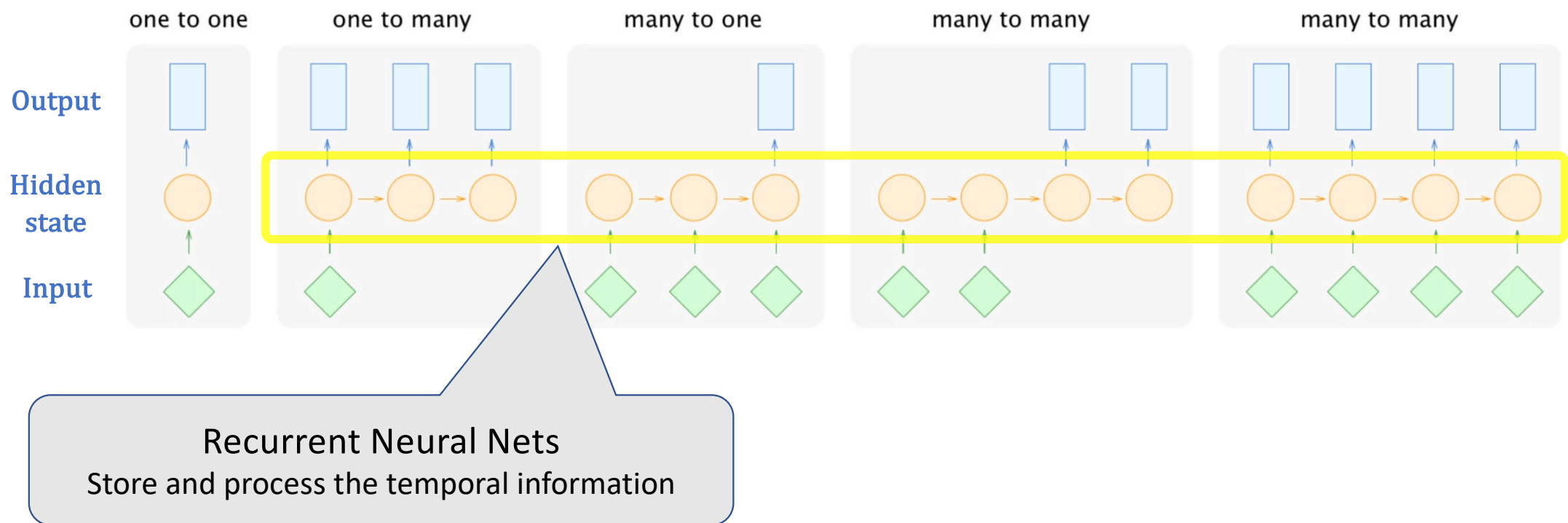
Language translation: input the entire sentence to the model before starting to generate the translated sentence

Sequential Data



Weather prediction: input the information to the model in every time-step and output the predict weather condition.

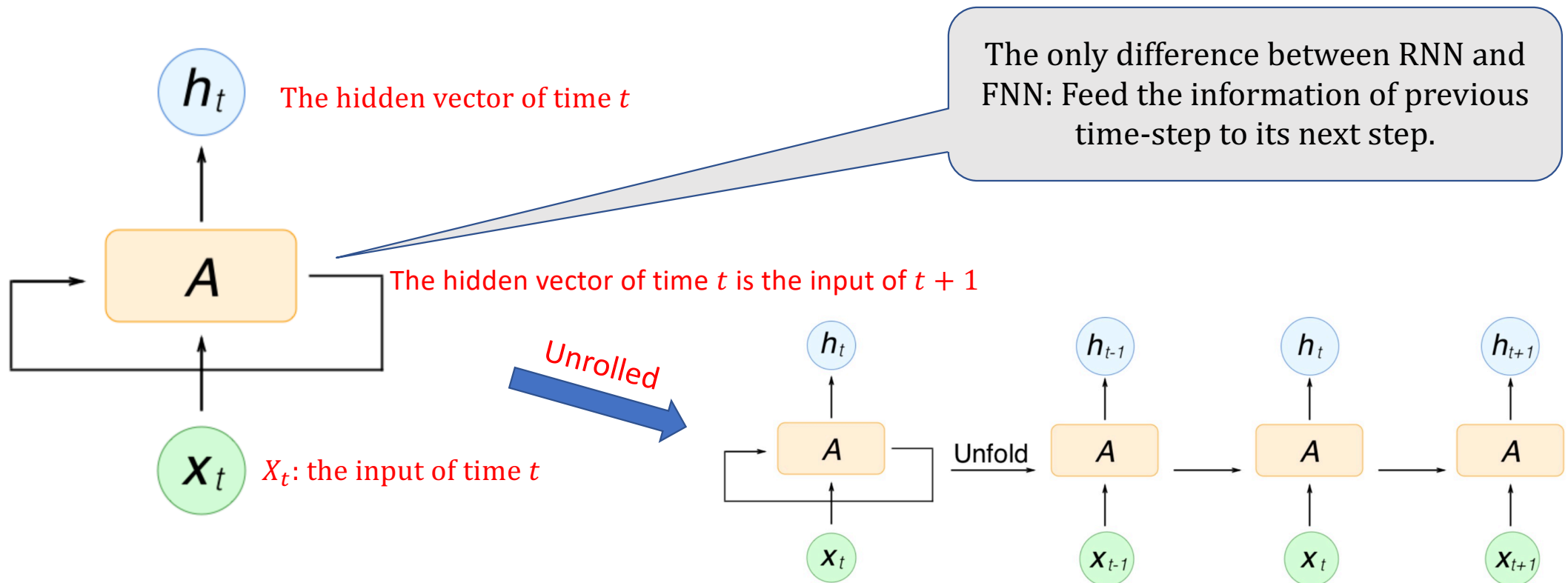
Sequential Data



Vanilla Recurrent Neural Network

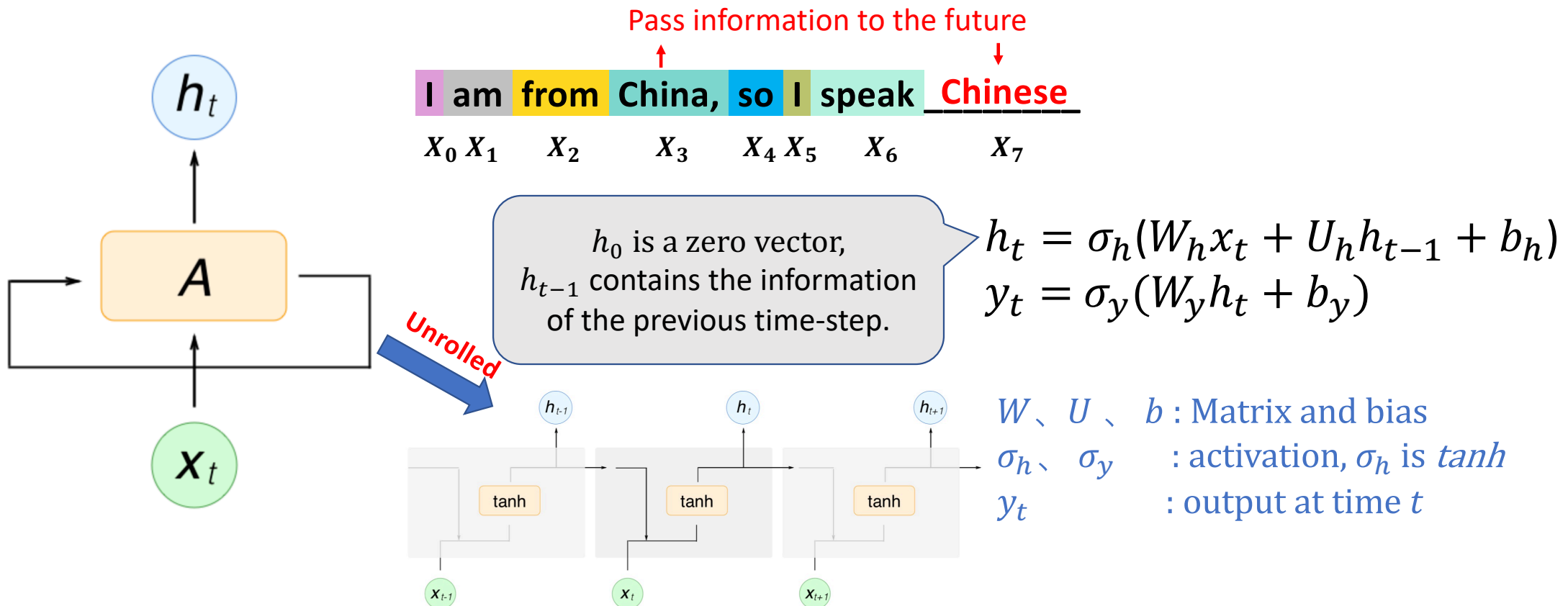
Vanilla Recurrent Neural Network

- Hidden Vector (State)



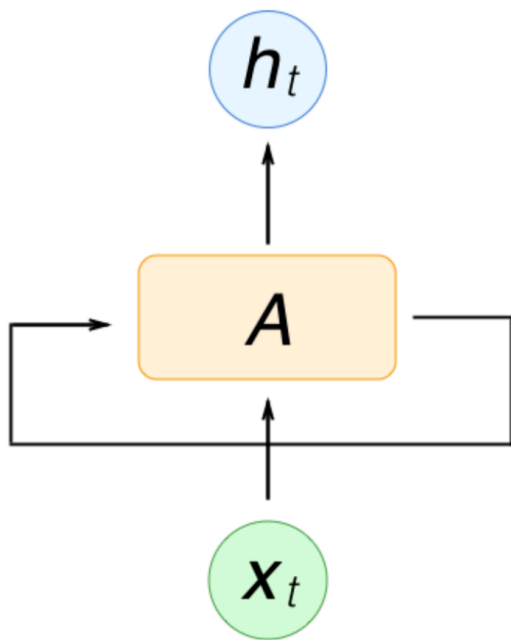
Vanilla Recurrent Neural Network

- Processing Temporal Information



Vanilla Recurrent Neural Network

- Limitation: Long-Term Dependency Problem



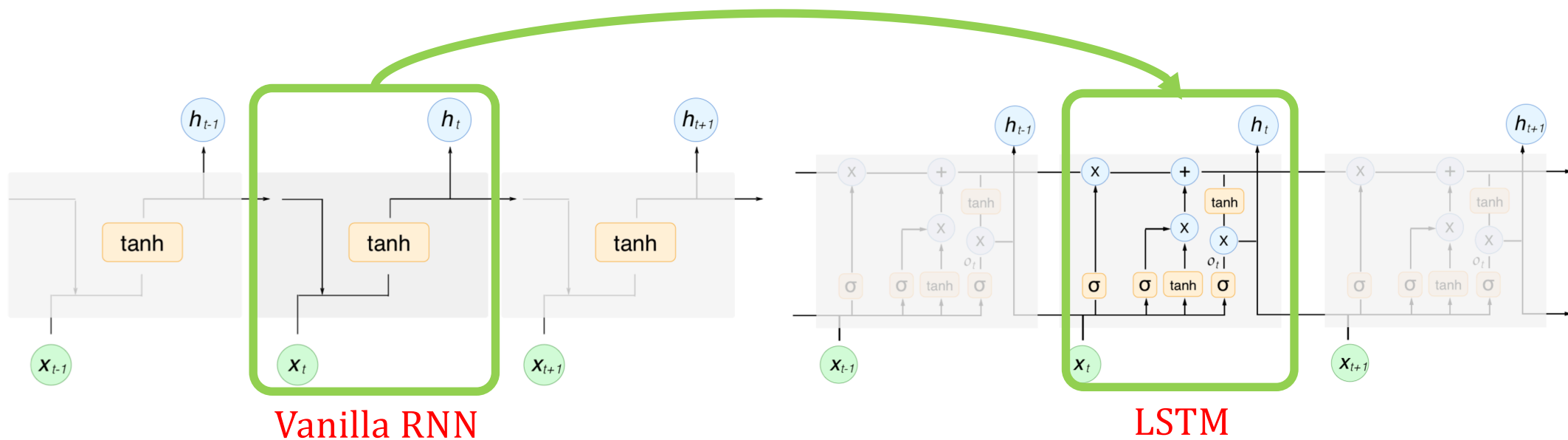
I am from China, and I live in the UK and US for 10 years, my mother language is _____?

Difficult to maintain information for a long term.

Long Short-Term Memory

Long Short-Term Memory

- For solving the Long-Term Dependency Problem



Long Short-Term Memory

- Gate Function

Input Vector Gate Vector Output Vector

0.53	0.01	0.0053
-0.32	0.99	-0.3168
0.72	0.98	0.7056
0.45	0.04	0.0018
1.23	0.98	1.2054
-0.24	0.02	-0.0048



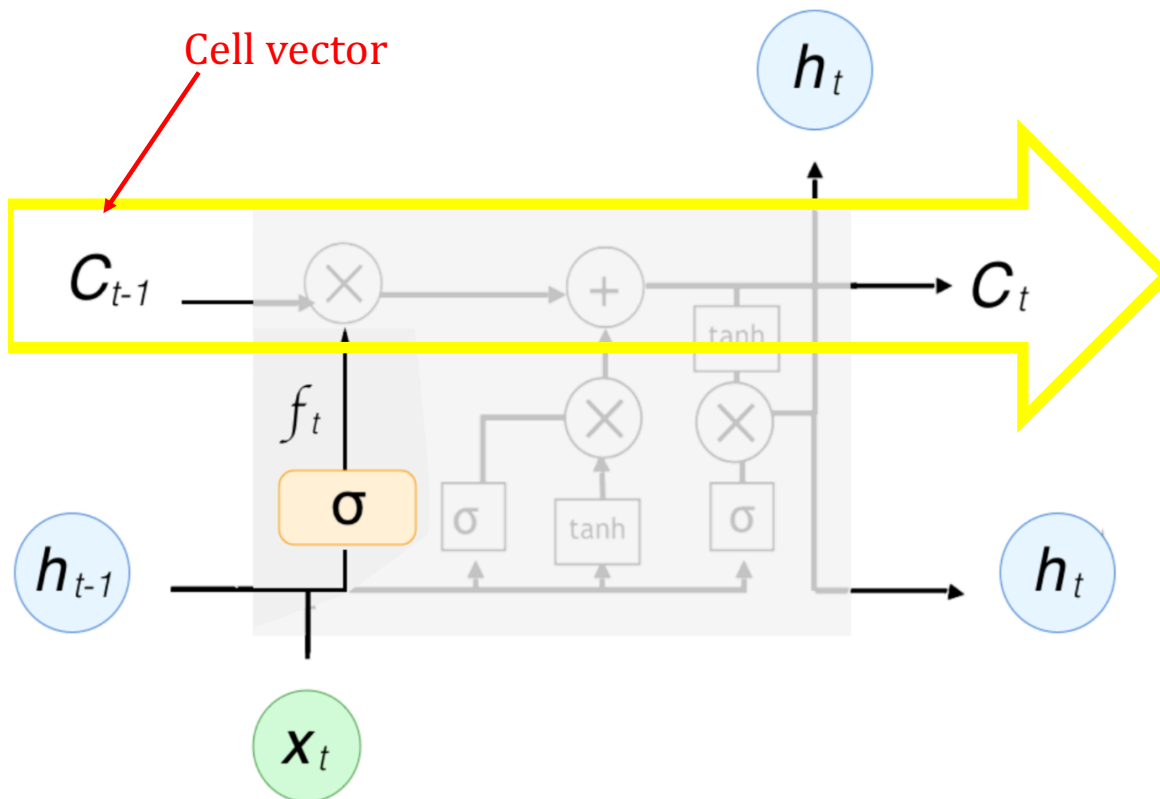
=

0 ~ 1

- RNN has a hidden vector, LSTM has both hidden and cell vectors.
- The values in gate vector are varying from 0 to 1, 0 means “close”, 1 means “open.”
- “Filter” the information by multiple the input vector and gate vector element-wisely.

Long Short-Term Memory

- Forget Gate



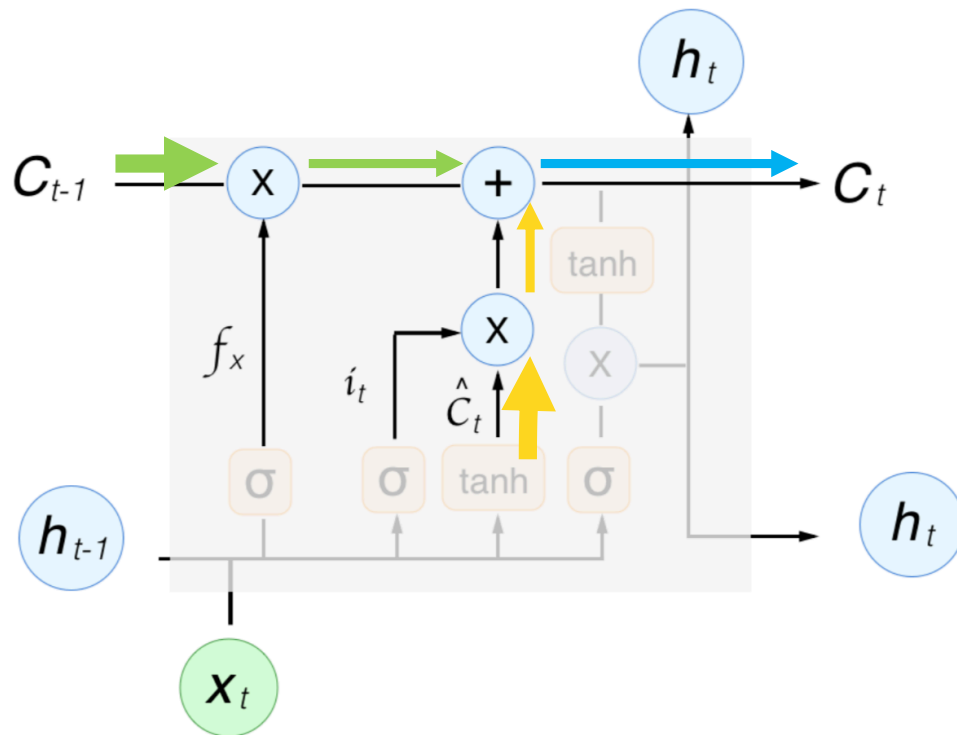
- Compute the forget gate vector:

$$f_t = \text{sigmoid}(\underbrace{[h_{t-1}, x_t]}_{\text{Concatenate two vectors}} W_f + b_f)$$

Concatenate two vectors

Long Short-Term Memory

- Input Gate



- Compute input gate vector

$$i_t = \text{sigmoid}([h_{t-1}, x_t]W_i + b_i)$$

- Compute information vector

$$\hat{C}_t = \tanh([h_{t-1}, x_t]W_C + b_C)$$

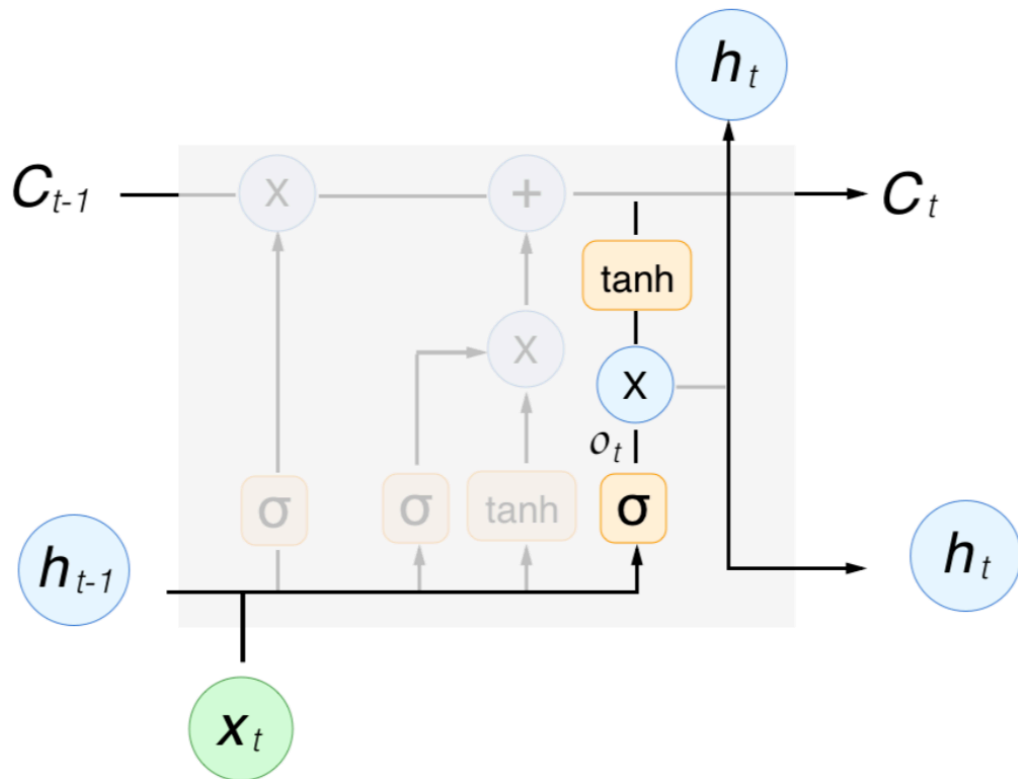
- Compute new cell vector

$$C_t = \underbrace{f_t \odot C_{t-1}}_{\text{Forget previous information}} + \underbrace{i_t \odot \hat{C}_t}_{\text{Input new information}}$$

Forget previous information Input new information

Long Short-Term Memory

- Output Gate



- Compute output gate vector

$$o_t = \text{sigmoid}([h_{t-1}, x_t]W_o + b_o)$$

- Compute new hidden vector

$$h_t = o_t \odot \tanh(C_t)$$

Long Short-Term Memory

- Questions
 - Could we use ReLU to replace Sigmoid in the Gate function?
 - Why we use tanh rather than Sigmoid when inputting information to a vector?

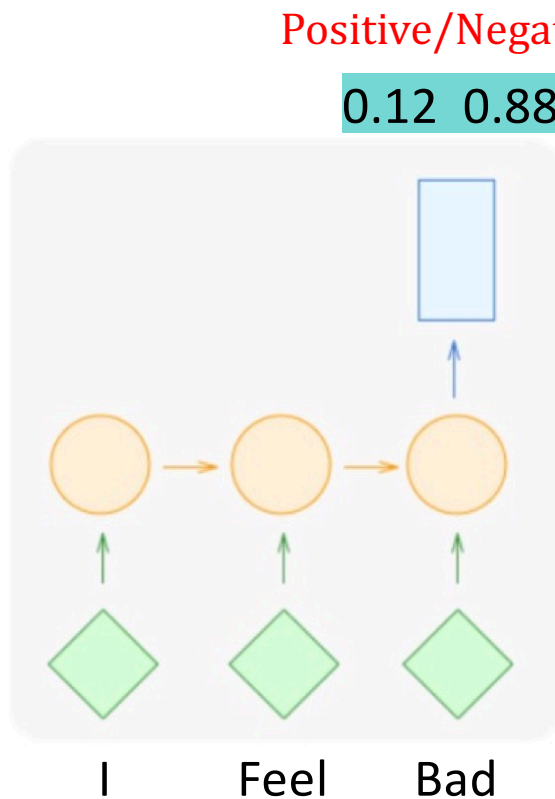
Long Short-Term Memory

- Variants of LSTM
 - LSTM was invented in 1997, several variants of LSTM exist, including the Gate Recurrent Unit (GRU). However, Greff et al. [1] analyzed eight LSTM variants on three representative tasks, including speech recognition, handwriting recognition, and polyphonic music modeling, and summarised the results of 5,400 experimental runs (representing 15 years of CPU time). This review suggests that none of the LSTM variants provides significant improvements to the standard LSTM.
 - Gated Recurrent Unit (GRU) does not have cell state and reduce computational cost and memory usage of LSTM.

Time-series Applications

Time-series Applications

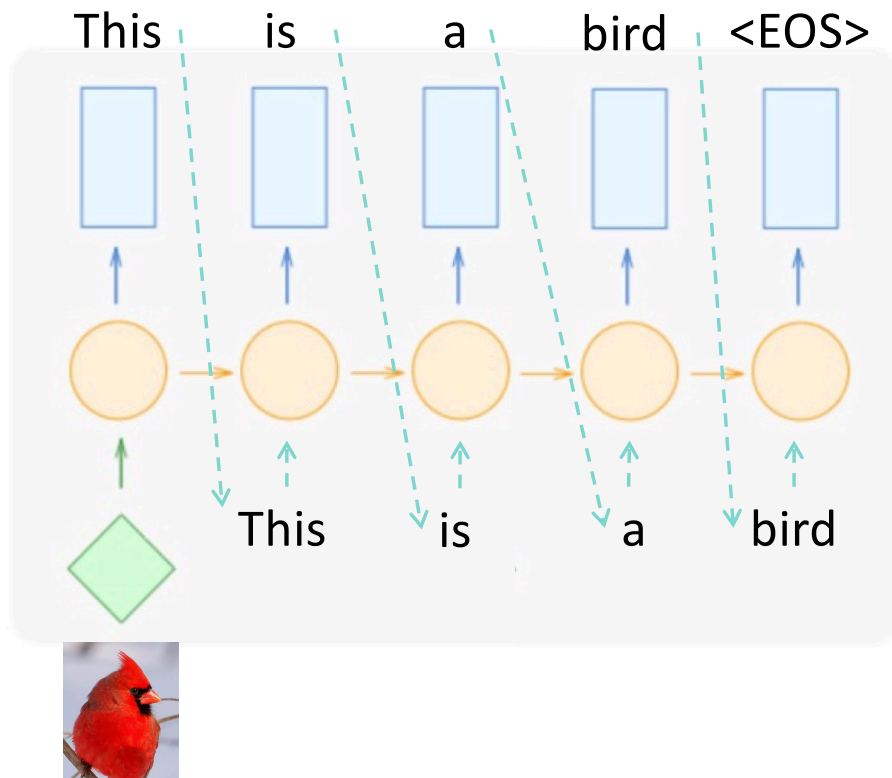
- Many-to-one: Sentence Sentiment Classification



- Use the last output to compute the loss.
- Stack a fully connected layer with Softmax on the top of the hidden vector.

Time-series Applications

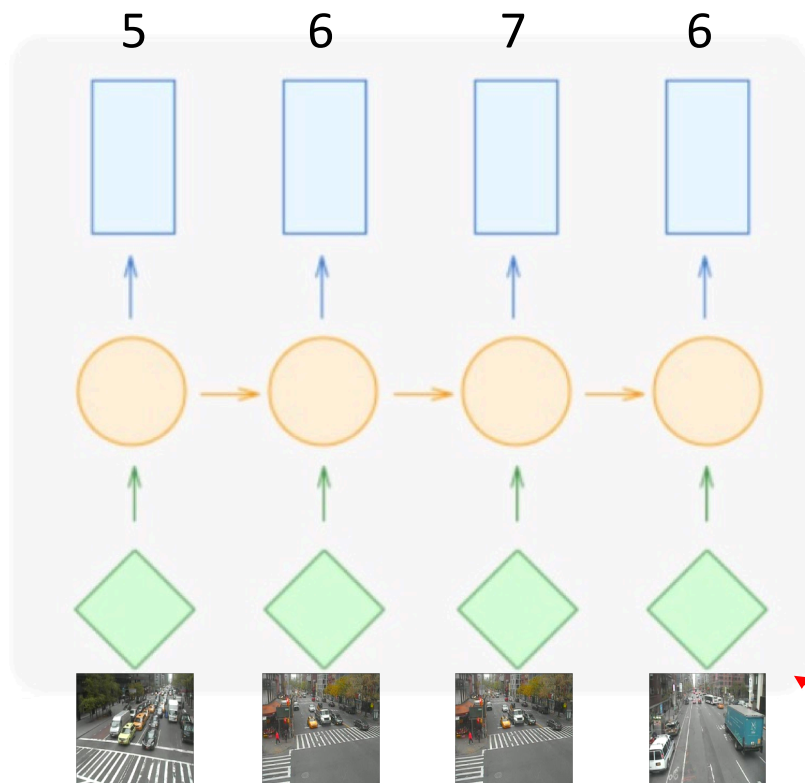
- One-to-many: Image Captioning



- Use the output of every time-step as the input of its next step.
- Terminate the process when the output is a special token for end of sentence (EOS)
- Use all outputs to compute the loss, e.g., averaged cross-entropy of all outputs.

Time-series Applications

- Synchronous Many-to-Many: **Traffic Counting**

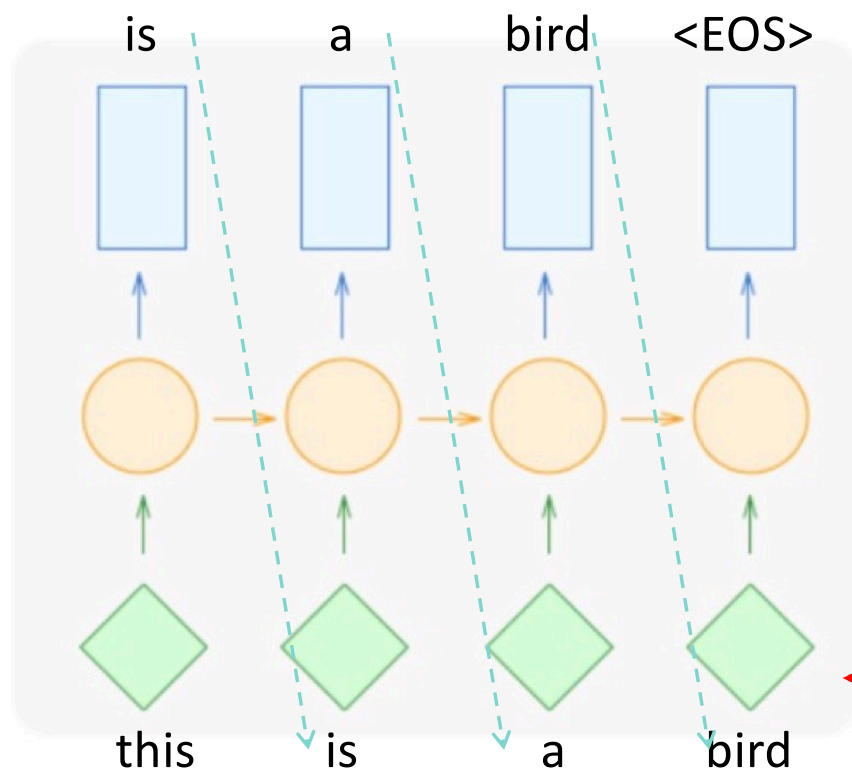


- During training, a pre-defined sequence length is required to compute the loss.
- During testing, input data samples one by one.

Sequence length = 4

Time-series Applications

- Synchronous Many-to-Many: Text Generation/Language Modelling

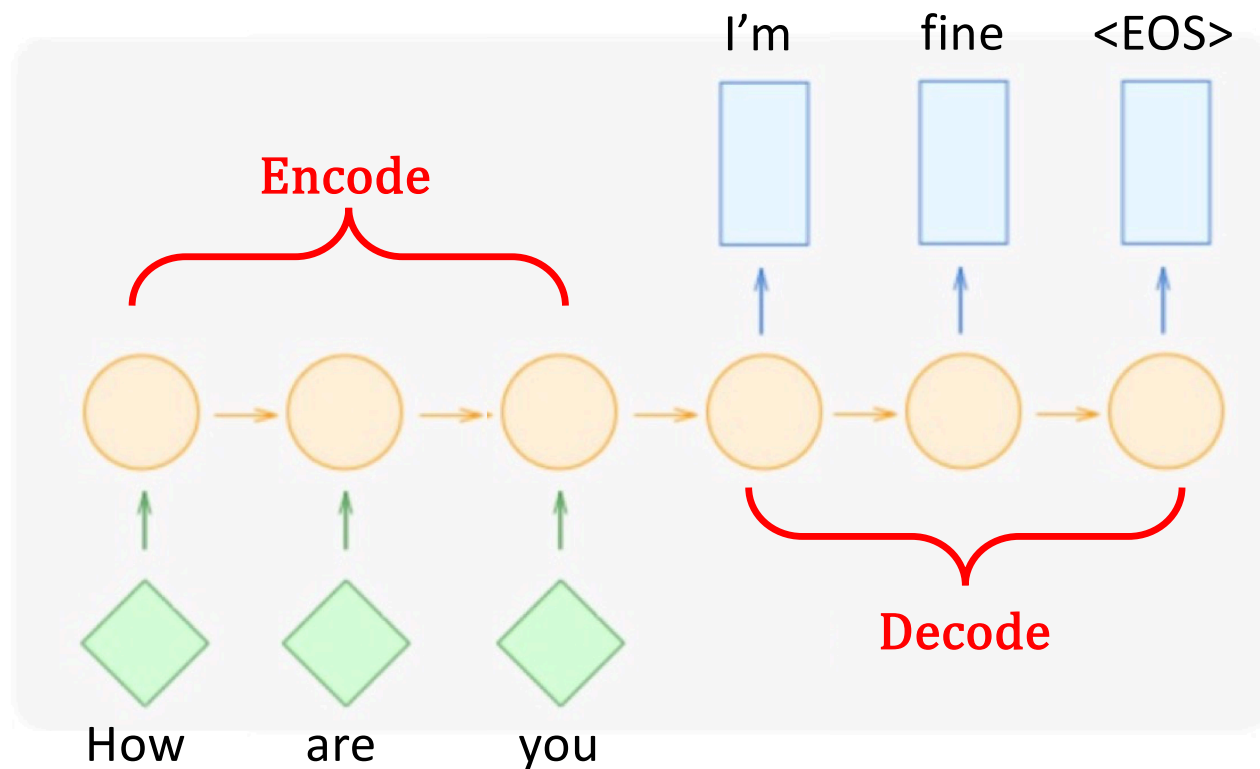


- The output of each step is equal to the input of its next step.

During testing, input "this," output the entire sentence

Time-series Applications

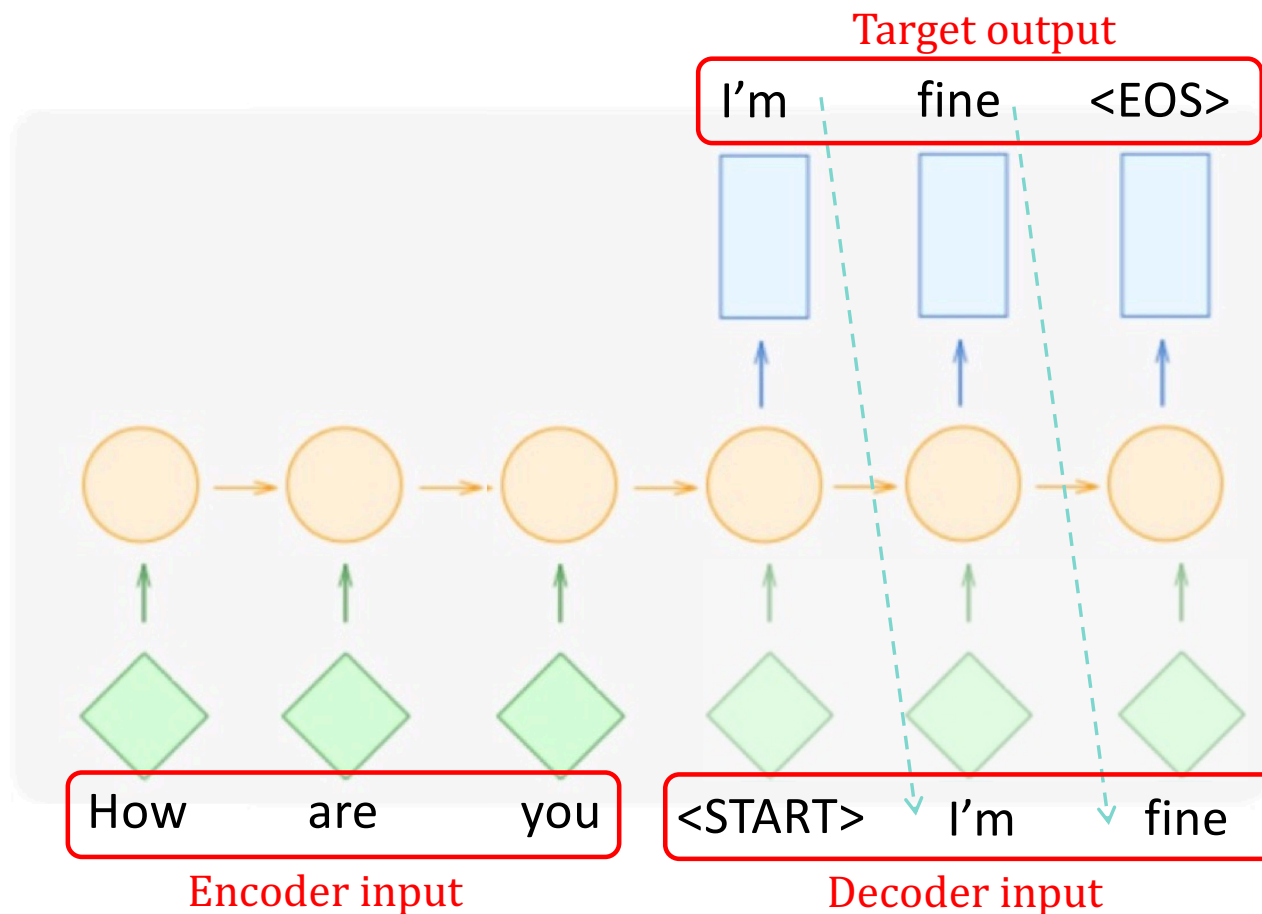
- Asynchronous Many-to-Many (Seq2Seq): Chatbot



- Encode the input sequential data before starting to output the sequential result.

Time-series Applications

- Asynchronous Many-to-Many: Chatbot



- Encode the sequential input data before starting to output the result.
- During training, add an EOS token on the target output and add a START token on the decoder input.

Summary

Recurrent Neural Networks

- Motivation
 - Time-series data
- Before We Begin: Word Representation
 - one-hot vector, BOW, word embedding, Word2Vec, CBOW, Skip-Gram, negative sampling, NCE
- Sequential Data
 - one-to-many, many-to-one, asynchronous many-to-many, synchronous many-to-many
- Vanilla Recurrent Neural Network
 - Hidden vector (state), long-term dependency problem
- Long Short-Term Memory
 - Cell vector (state), forget gate, input gate, output gate
- Time-series Applications
 - one-to-many, many-to-one, asynchronous many-to-many, synchronous many-to-many
 - Details of training and testing (inferencing)

Recurrent Neural Networks

- References

- Word2Vec Parameter Learning Explained. *Rong Xin. arXiv. 2016*
- Deep Learning, NLP, and Representation. *Colah Blog. 2014*
- Natural Language Processing with Deep Learning. *Christopher Manning, Richard Socher. Stanford University. 2017*

Recurrent Neural Networks

- Exercise 1:
 - Implement text classification (many2one)
 - https://github.com/tensorlayer/tensorlayer/tree/master/examples/text_classification
- Exercise 2:
 - Implement language modelling for PTB dataset (many2many)
 - Implement text generation using “the Trump dataset” (many2many)
 - https://github.com/tensorlayer/tensorlayer/tree/master/examples/text_generation
- Exercise 3: (Optional)
 - Choice an application and implement it
 - <https://github.com/tensorlayer/seq2seq-chatbot>

Link: <https://github.com/zsdonghao/deep-learning-note/>

Questions?

We spend more time on practice today.